


LightCraft Shipbuilding



55m Crew Boat



4 Alexander Rd, Avalon, NSW 2107, Australia
Ph: (612) 86684865 stuartfriezer@hotmail.com




SCY Design

48 Sweetgum St, Ashmore Qld 4214, Australia
Ph: (617) 5597 3521 www.scy.net.au

LightCraft

55m Crew Boat

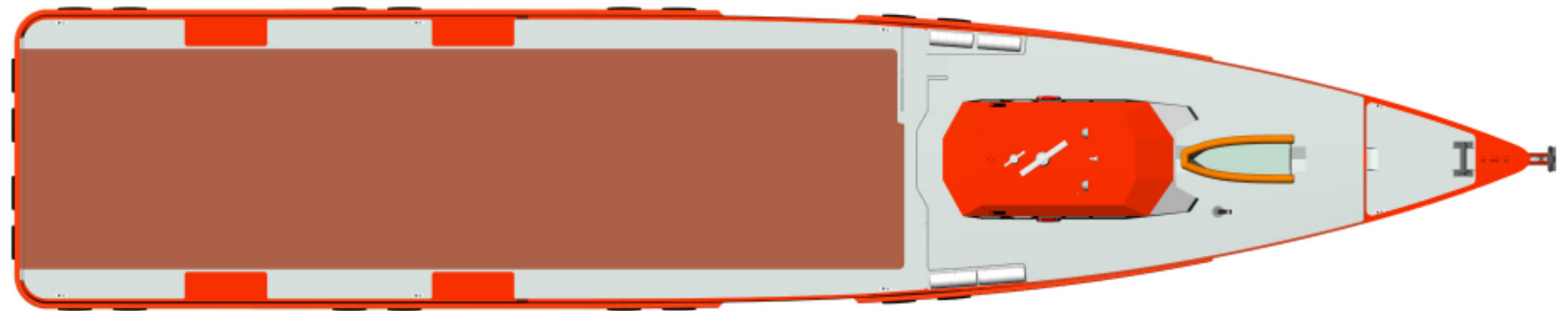



SCY Design
48 Sweetgum St, Ashmore Qld 4214, Australia
Ph: (617) 5597 3521 www.scy.net.au



LightCraft

55m Crew Boat



LOA :	56.2m	Passengers :	95	Classification :	
Lmoulded	55.0m	Crew :	10	Lloyds ✕100A1 HSLC SSC	
LWL :	55.0m	Aft Deck Area:	321m ²	Workboat Mono, G3	
Beam :	10.5m	Clear Aft Area:	257m ²		
Draft :	2.2m	Deck Load :	250t	Construction :	
Fuel :	188000lts	Cargo Fluids :	276m ³	Steel Hull / Aluminium Deckhouse	
Water :	9700lts				

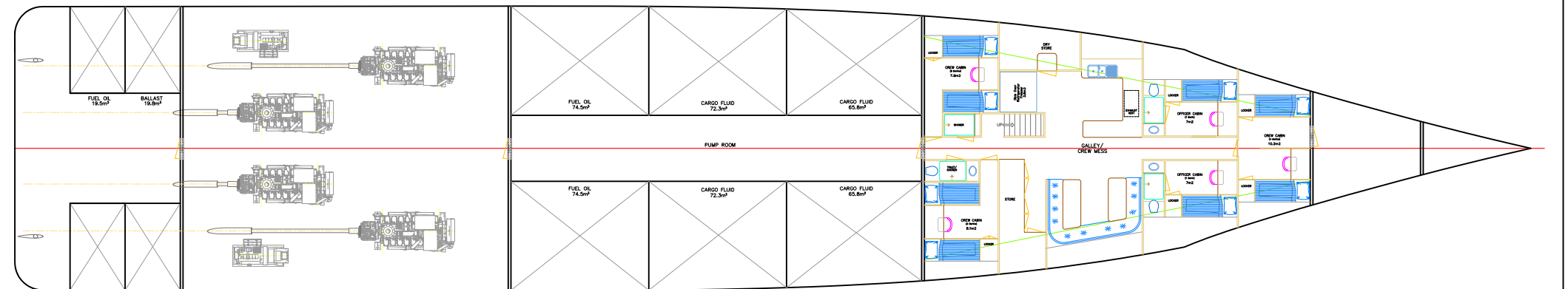
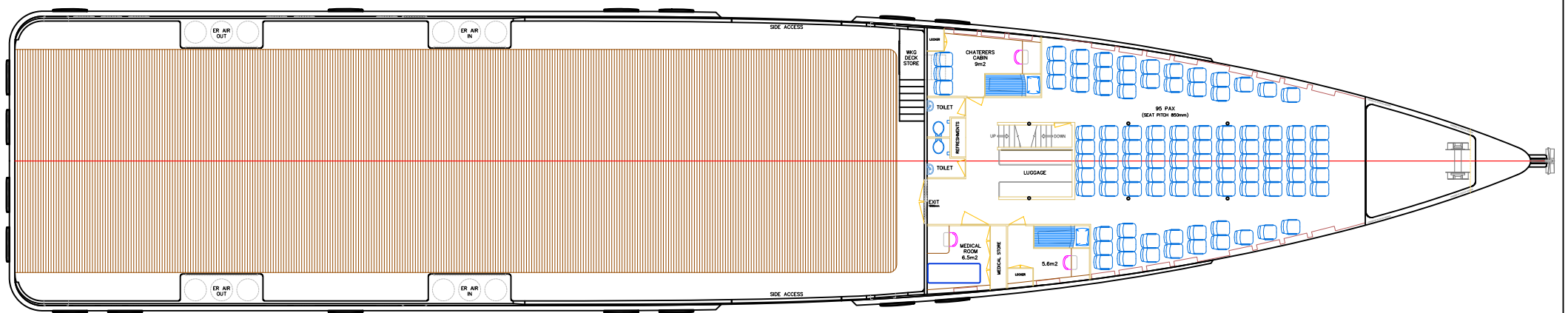
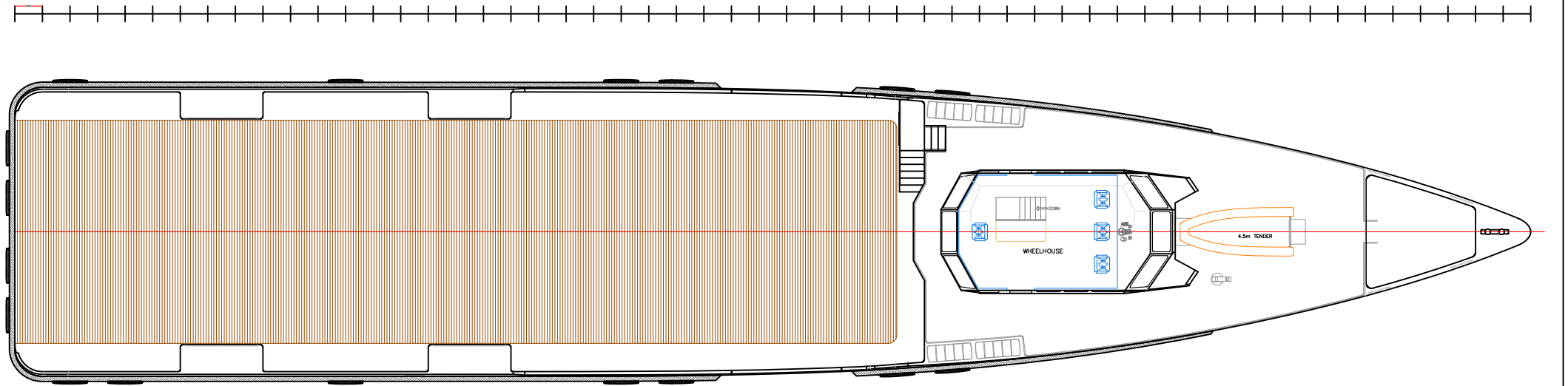


SCY Design

48 Sweetgum St, Ashmore Qld 4214, Australia
Ph: (617) 5597 3521 www.scy.net.au



LightCraft 55m Crew Boat

HULLFORM by:
STUART FRIEZER MARINE



PRINCIPAL PARTICULARS

LOA: 56.2m
Lmoulded: 55.0m
LWL: 55.0m
Bmoulded: 10.5m
DEPTH: 3.4m
DRAFT: 2.2m
FUEL OIL: 18800ltrs
FRESH WATER: 9700ltrs
GREY WATER: 2200ltrs
BLACK WATER: 2200ltrs

MAIN ENGINE: 4 x Cummins KTA50 M2
1352kW @ 1900rpm
GEARBOX: ZF 4650
PROPULSION: 4 x FPP
AUXILLARY: 2 x Cummins 6BT5.9-D(M)
80kWe @ 1500rpm, 100kVa
SPEED (50t dwt): 25knots
SPEED (100t dwt): 22knots

PAYLOAD

PASSENGERS: 95
CREW: 10
AFT DECK AREA: 321m²
CLEAR DECK AREA: 257m²
CARGO DECK LOAD: 250t
CARGO FLUIDS: 276m³
BALLAST FWD: 42m³
BALLAST MID: 34m³
BALLAST AFT: 40m³

SURVEY

CLASSIFICATION: Lloyds *100A1 SSC
Workboat Mono, G3
CONSTRUCTION: Steel w Aluminium DHS



LightCraft
aluminium workboats

VESSEL: 55m FAST OFFSHORE SUPPLY VESSEL

TITLE: GENERAL ARRANGEMENT

DWG No: 55SV-100 DATE: 11/11/2014 SCALE: DRAWN: MDW

COPYRIGHT © THIS DRAWING AND THE INFORMATION CONTAINED HEREON IS SUPPLIED ON THE UNDERSTANDING THAT IT IS THE EXCLUSIVE PROPERTY OF SOUTHPORT CUSTOM YACHTS PTY. LTD. AND MUST NOT BE USED OR REPRODUCED IN WHOLE OR IN PART WITHOUT PERMISSION IN WRITING.

SCY Design
Consulting Naval Architects & Mechanical Engineers
48 Sweetgum St, Ashmore, Queensland 4214, Australia
Ph: 617 5597 3521 www.scy.net.au