


Southport Custom Yachts

10m Coastal Cruiser



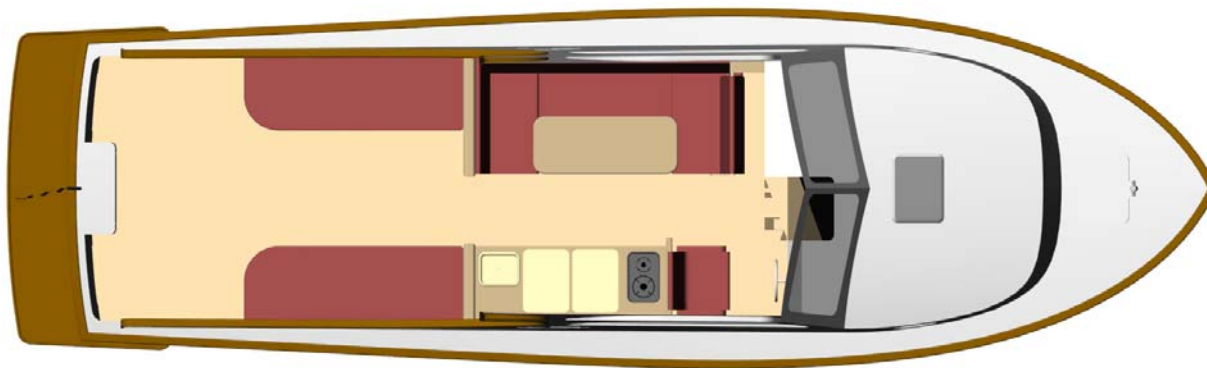
SCY Design

48 Sweetgum St, Ashmore Qld 4214, Australia
Ph: (617) 5597 3521 www.scy.net.au



*Southport Custom
Yachts*

10m Coastal Cruiser

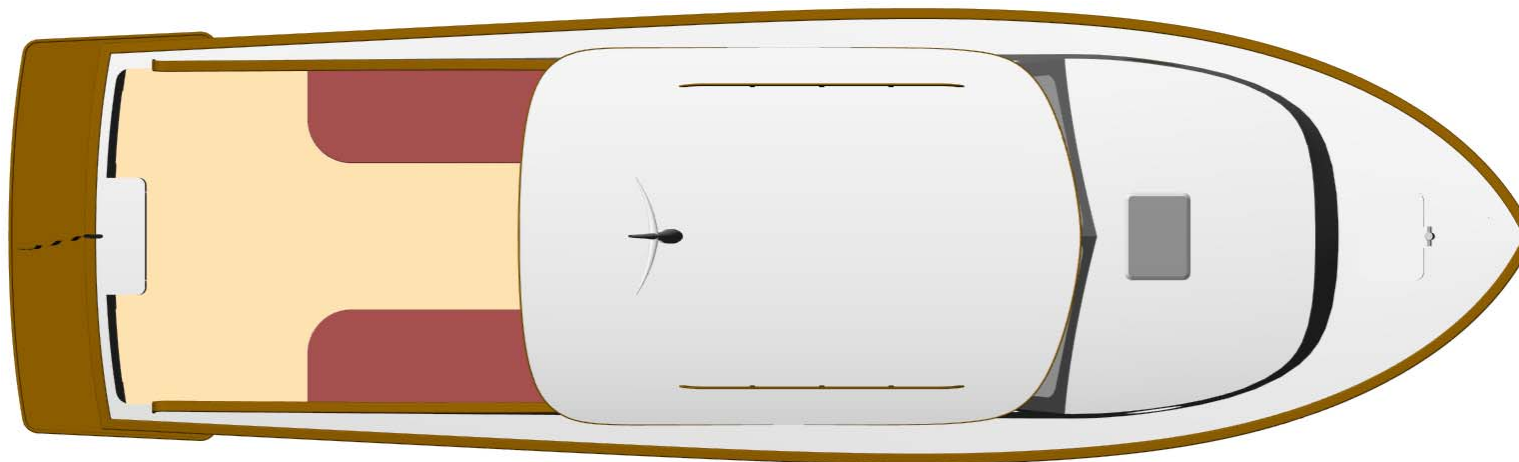


SCY Design

48 Sweetgum St, Ashmore Qld 4214, Australia
Ph: (617) 5597 3521 www.scy.net.au

Southport Custom Yachts

10m Coastal Cruiser



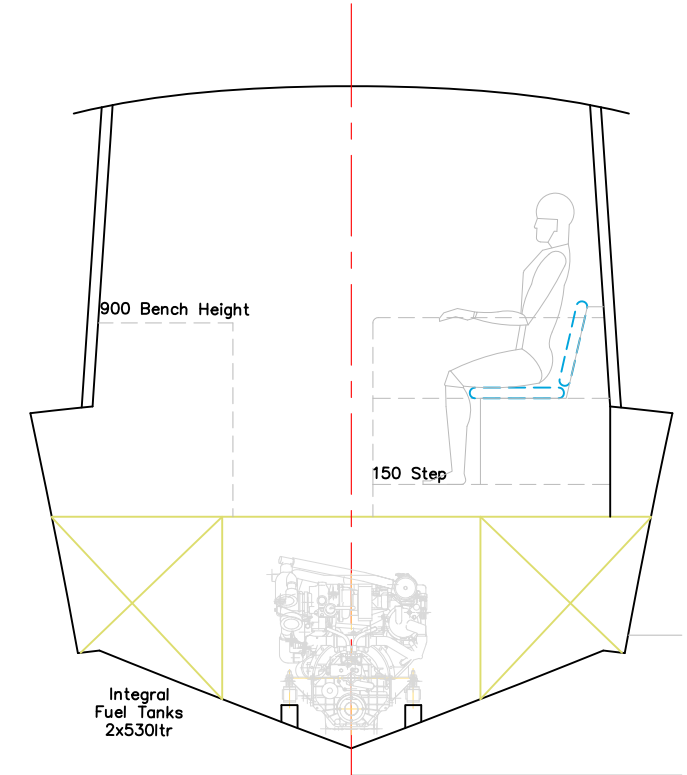
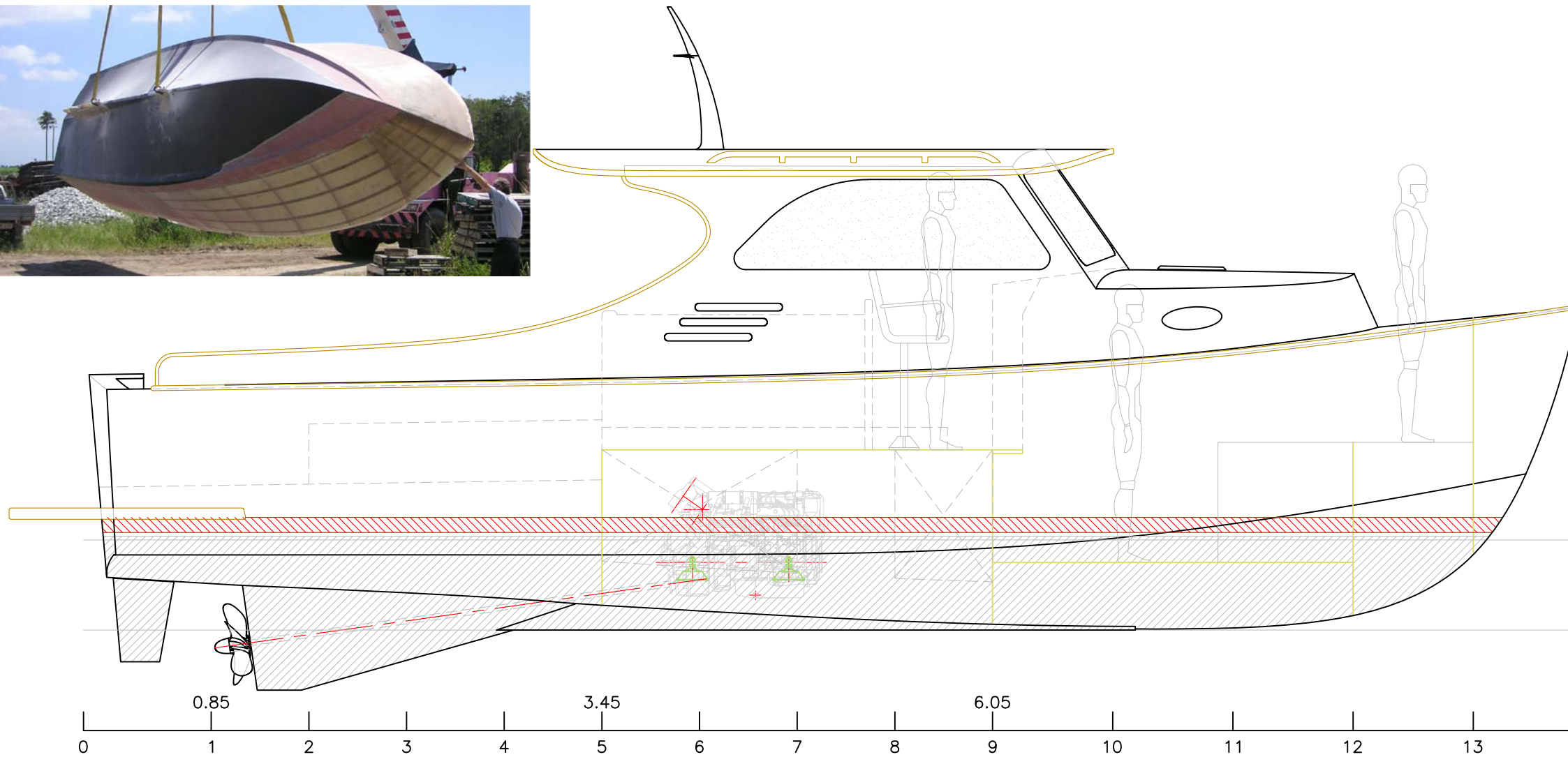
LOA :	10.5m
Lmoulded:	9.9m
LWL :	9.3m
Beam :	3.2m
Draft :	1.15m
Deadrise:	21deg.
Fuel :	2 x 530lts
Power :	1 x 240HP
Speed-max :	22knots
Speed-Cruise	14knots
Range-Cruise	1050nm

Construction : Composite

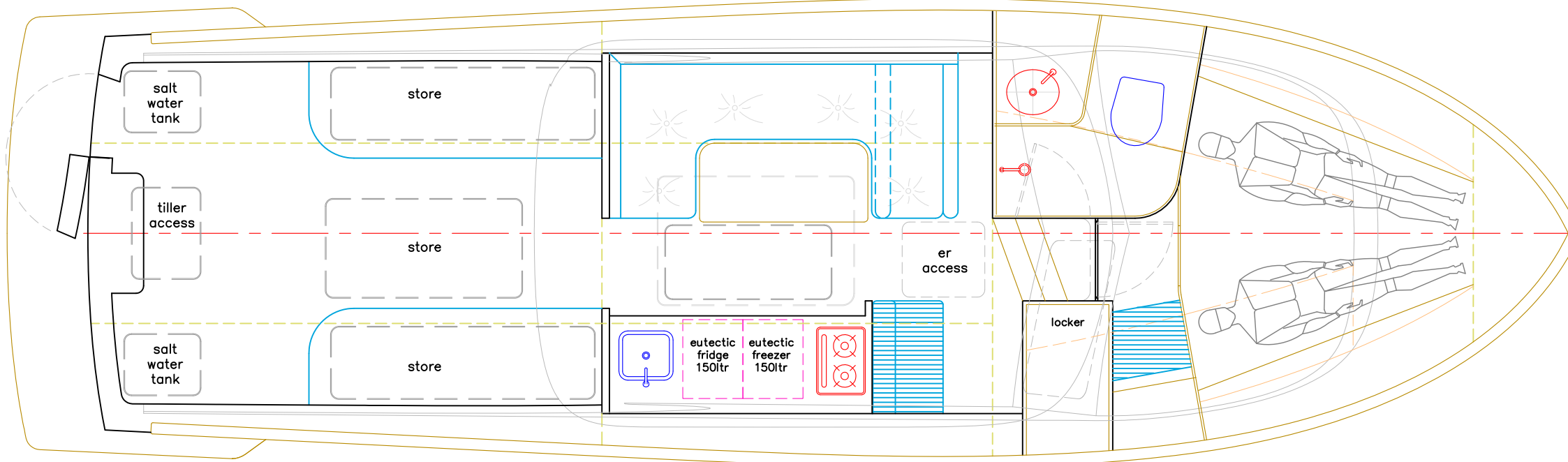
SCY Design

48 Sweetgum St, Ashmore Qld 4214, Australia
Ph: (617) 5597 3521 www.scy.net.au





Section 10



- LOA: 10.5m
- Lmoulded: 9.9m
- LWL: 9.3m
- BEAM: 3.2m
- DRAFT: 1.15m
- DEADRISE: 21 deg.
- FUEL: 2x530lts
- WATER: 300lts
- SULLAGE: 300lts
- MAIN ENGINES: 1 x Yanmar LHA-STP
177kW @ 3300rpm
- GEARBOX: ZF 63A (8deg.)
- PROPULSION: 23" FPP
- SPEED-max: 22knots
- SPEED-cruise: 14knots
- RANGE-cruise: 1050nm

DATE: 13/11/2007 Update

**Southport
Custom Yachts**

VESSEL: 10m COASTAL CRUISER
 TITLE: GENERAL ARRANGEMENT
 DWG No: 10C-100 DATE: 23/7/2007 SCALE: 1:50 DRAWN: MDW

SCY DESIGN
 Consulting Naval Architects & Mechanical Engineers
 48 Sweetgum St, Ashmore, Queensland 4214, Australia
 Ph: 617 5597 3521 www.scy.net.au

COPYRIGHT © THIS DRAWING AND THE INFORMATION CONTAINED HEREON IS SUPPLIED ON THE UNDERSTANDING THAT IT IS THE EXCLUSIVE PROPERTY OF SOUTHPORT CUSTOM YACHTS PTY. LTD. AND MUST NOT BE USED OR REPRODUCED IN WHOLE OR IN PART WITHOUT PERMISSION IN WRITING.