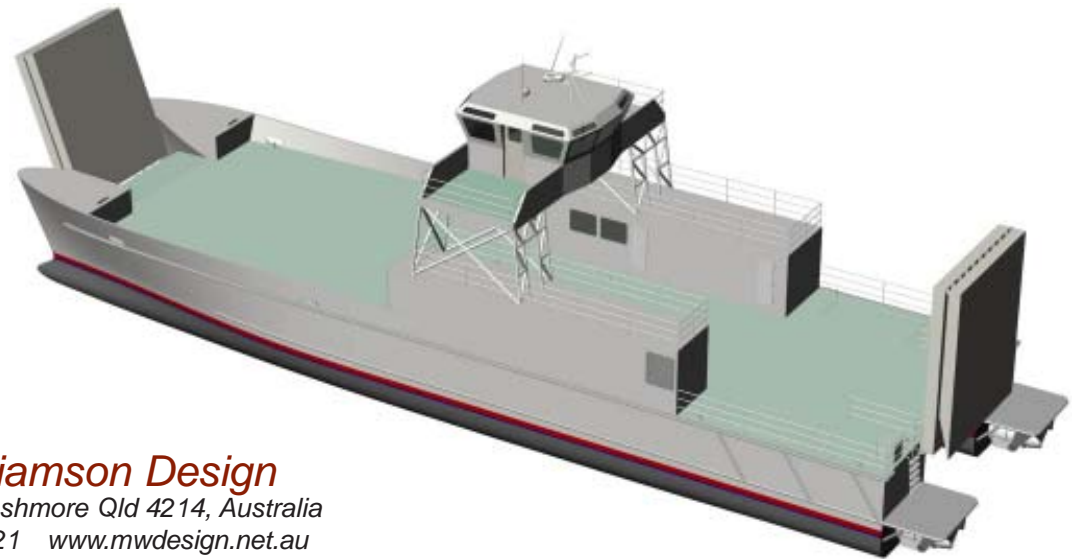

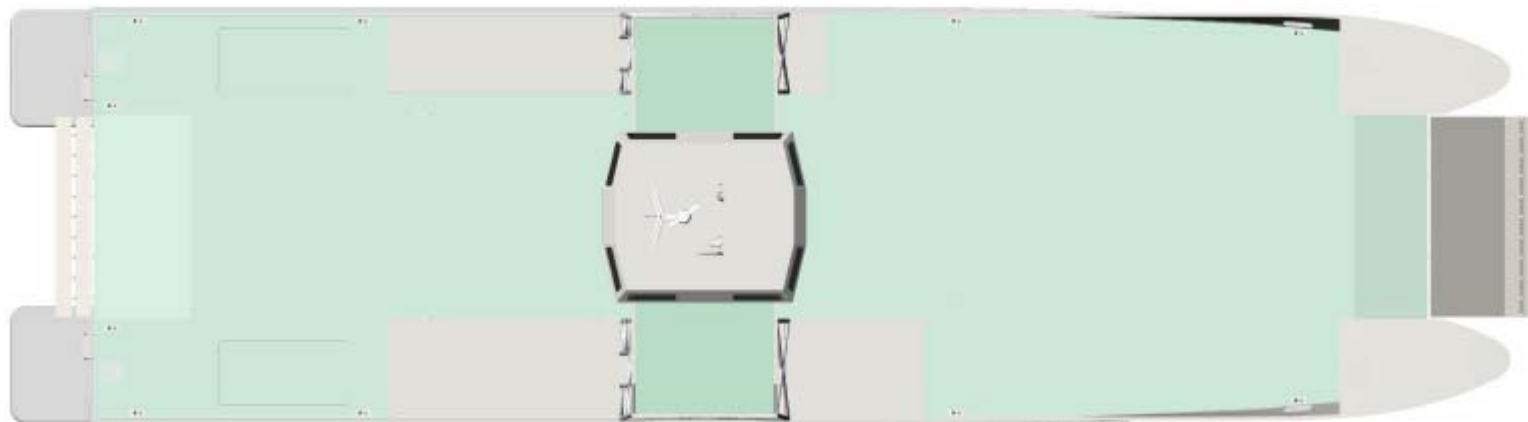


# 35m Landing Craft



**Mark Williamson Design**  
48 Sweetgum St, Ashmore Qld 4214, Australia  
Ph: (617) 5597 3521 [www.mwdesign.net.au](http://www.mwdesign.net.au)

# 35m Landing Craft



## PRINCIPAL DATA

LOA:	37.0m
Lmoulded:	34.8
LWL :	33.6m
Beam :	10.0m
Draft :	1.75m
Fuel :	15000lts
Freshwater:	3000lts
Main Engines:	2 x 2320kW
Deadweight:	100t
Crew:	18
Speed :	26knots
Range:	245nm
Construction:	Marine Grade Aluminium
Class:	DNV HSLC 1A1 R2 PATROL
Survey:	USL 1A

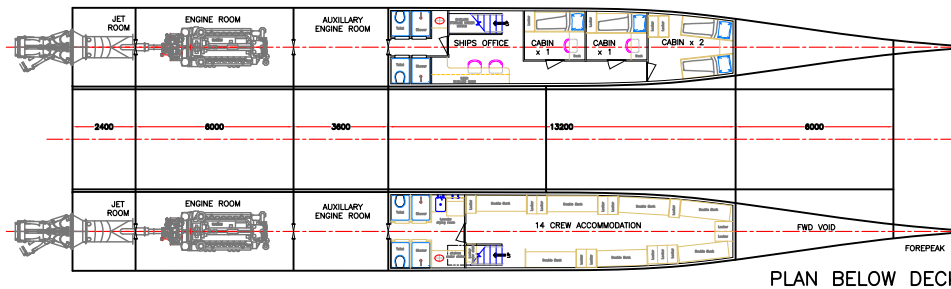
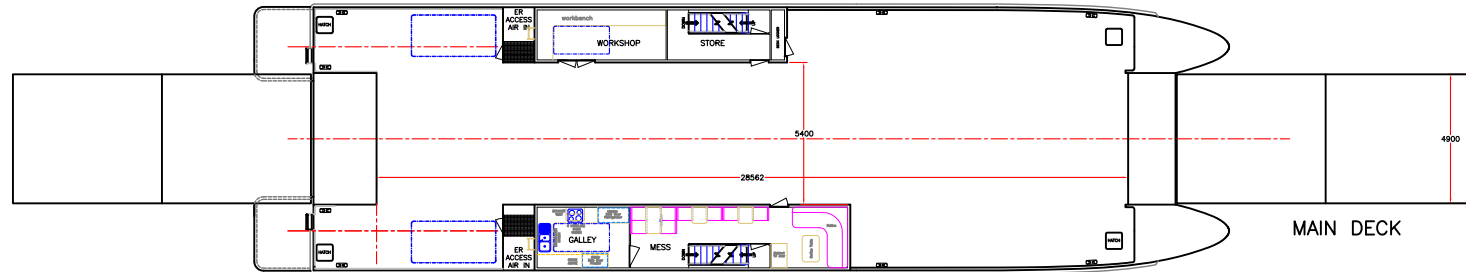
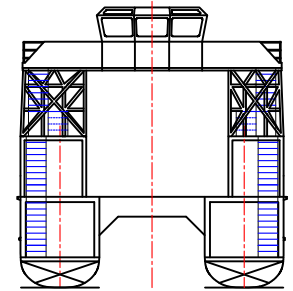
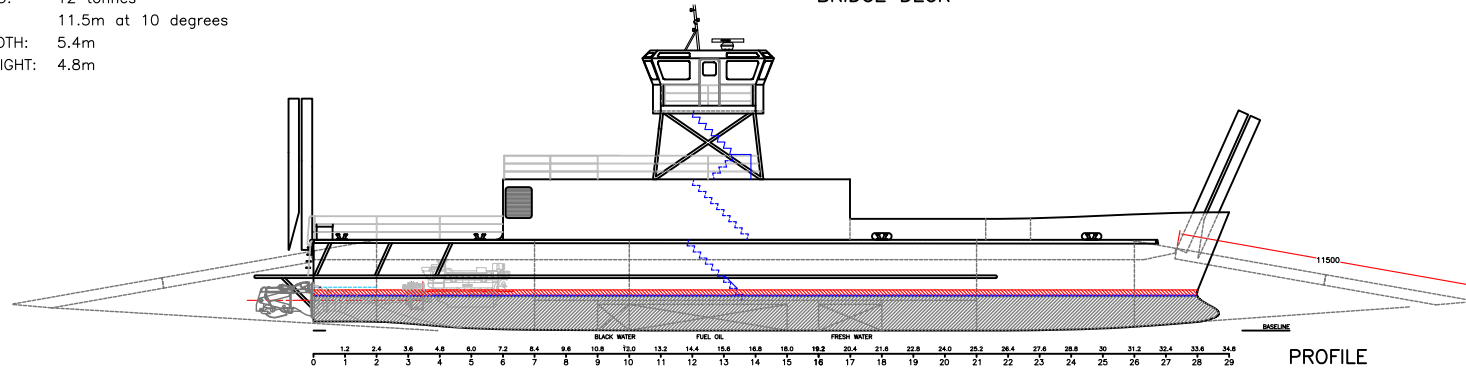
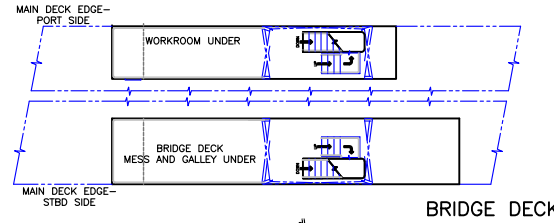
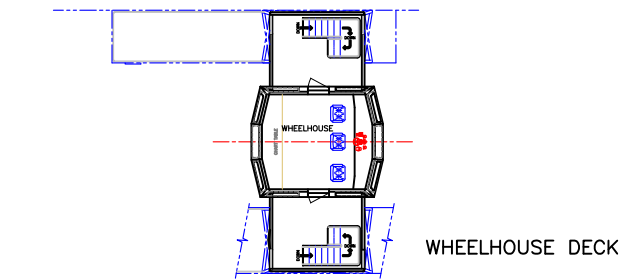
**Mark Williamson Design**  
48 Sweetgum St, Ashmore Qld 4214, Australia  
Ph: (617) 5597 3521 [www.mwdesign.net.au](http://www.mwdesign.net.au)



## 35m LANDING CRAFT USL 100t PAYLOAD

### PRINCIPAL PARTICULARS

LOA: 37.0m  
 Lmoulded: 34.8m  
 LWL: 33.6m  
 BEAM: 10.0m  
 DRAFT: 1.75m  
 FUEL: 15000ts  
 WATER: 3000ts  
 CREW: 18  
 PAYLOAD: 100 tonnes  
 MAIN ENGINES: 2 x MTU 16V4000 M70  
 2320kW @ 2000rpm  
 PROPULSION: KaMeWa 80SII  
 SPEED: 26knots  
 RANGE: 245nm  
 CLASS: DNV 1A1 HSLC R2 PATROL  
 SURVEY: USL 1A  
 CONSTRUCTION: MARINE GRADE ALUMINIUM  
 AXEL LOAD: 12 tonnes  
 RAMPS: 11.5m at 10 degrees  
 CLEAR WIDTH: 5.4m  
 CLEAR HEIGHT: 4.8m  
 CRANES:



VESSEL: 35m LANDING CRAFT  
 TITLE: GENERAL ARRANGEMENT  
 DWG No: 35LC-100  
 DATE: 22/8/2005  
 SCALE: 1:100  
 DRAWN: MDW  
 CHECKED: [blank]  
 PROJECT: [blank]

THIS DRAWING AND THE INFORMATION CONTAINED HEREON IS SUPPLIED ON THE UNDERSTANDING THAT IT IS THE EXCLUSIVE PROPERTY OF MARK WILLIAMSON DESIGN PTY. LTD. AND MUST NOT BE USED OR REPRODUCED IN WHOLE OR IN PART WITHOUT PERMISSION IN WRITING.

MARK WILLIAMSON DESIGN  
 Consulting Naval Architects & Mechanical Engineers  
 48 Sweetgum St, Ashmore, Queensland 4214, Australia  
 Ph: 617 5597 3521 Fax: 617 5597 3529 www.mwdesign.net.au