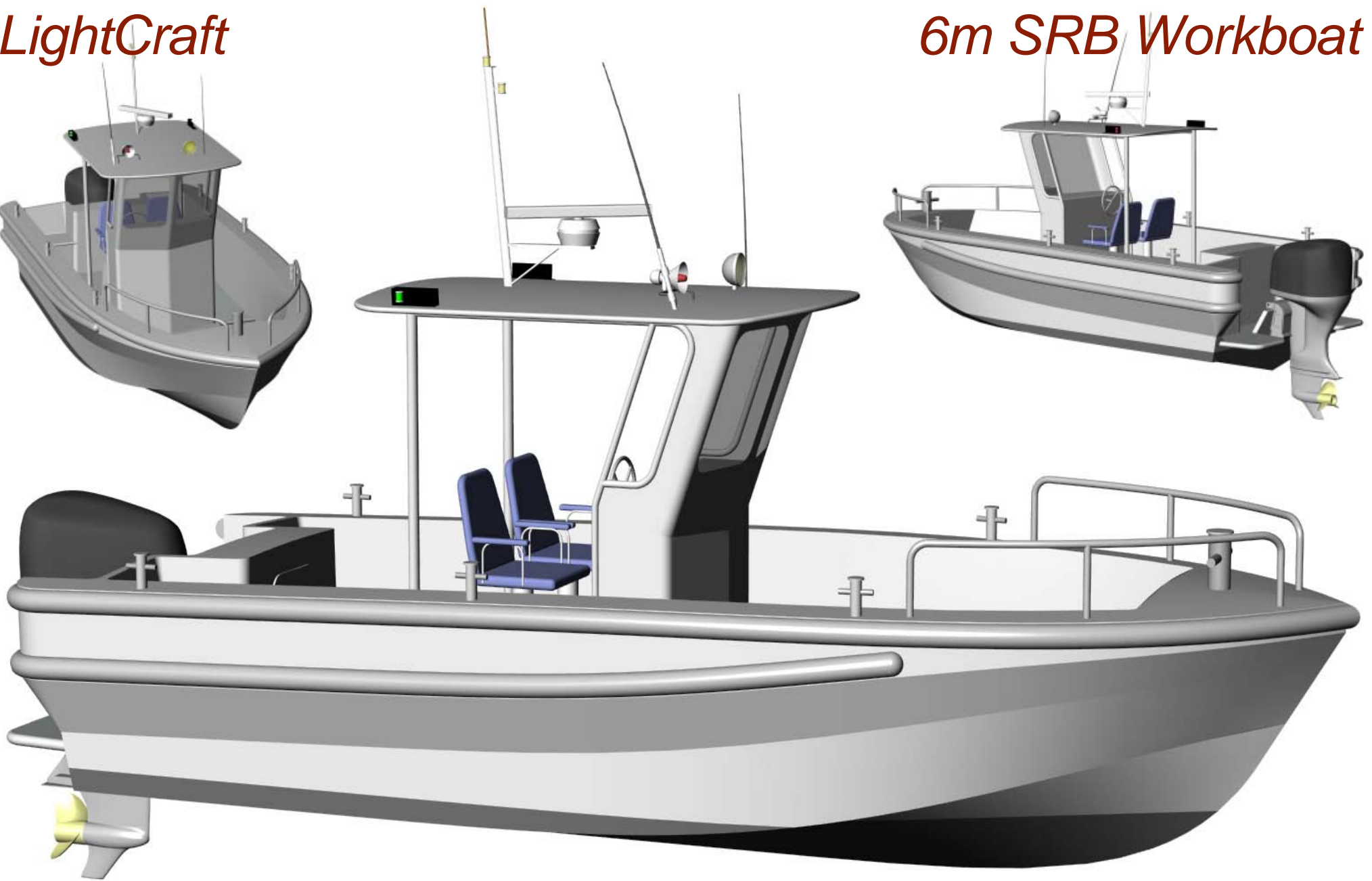


LightCraft



6m SRB Workboat



Mark Williamson Design
48 Sweetgum St, Ashmore Qld 4214, Australia
Ph: (617) 5597 3521 www.mwdesign.net.au



LightCraft

6m SRB Workboat



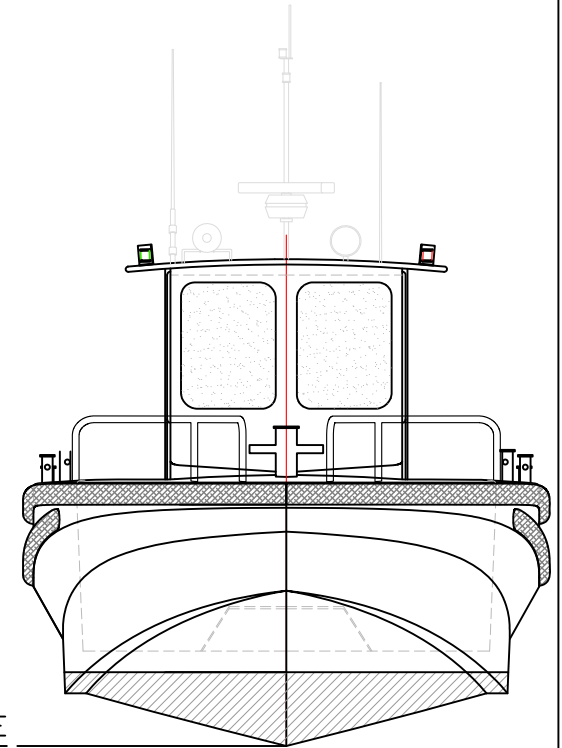
PRINCIPAL DATA

Loa :	6.3 m
Lmoulded :	6.0m
LWL :	5.2m
Beam :	2.4m
Draft :	0.30m
Depth (mid) :	1.25m
Deadrise :	18 degrees
Construction :	Marine Grade Aluminium
Fuel :	200lts
Engine (rec):	150HP

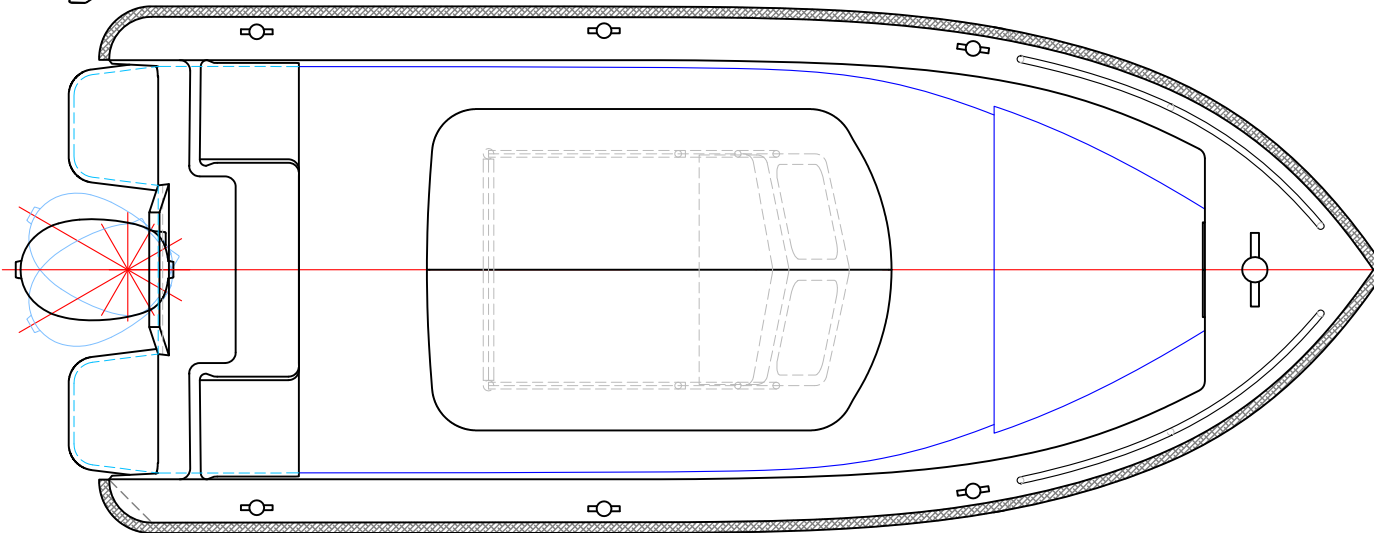
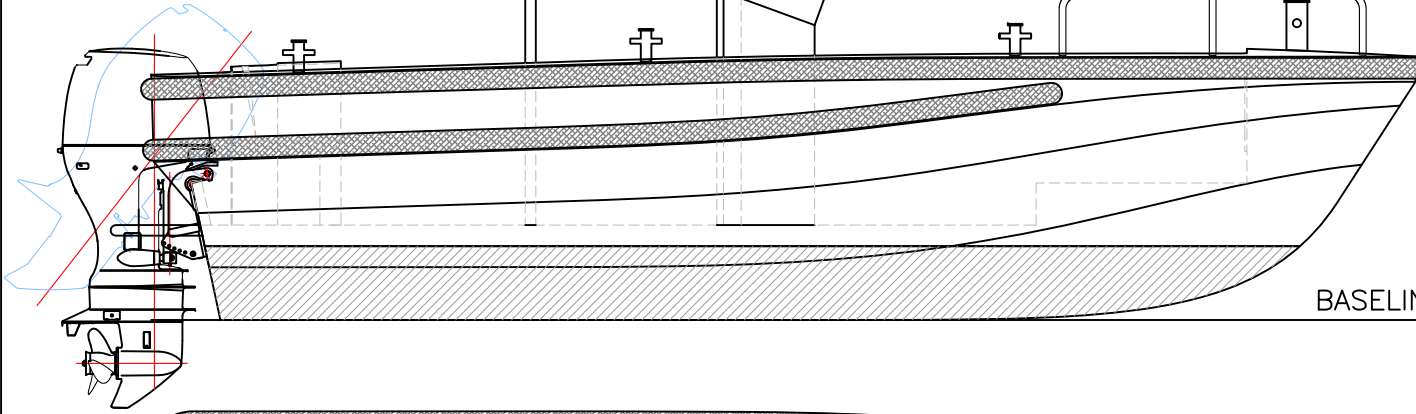
Mark Williamson Design
48 Sweetgum St, Ashmore Qld 4214, Australia
Ph: (617) 5597 3521 www.mwdesign.net.au



6m SRB Workboat



BASELINE



PRINCIPAL PARTICULARS

LOA:	6.3m
Lmoulded:	6.0m
LWL:	5.2m
BEAM:	2.4m
DRAFT:	0.3m
DEADRISE:	18 Degrees
FUEL:	200 lts
POWER:	150hp

CONSTRUCTION:
MARINE GRADE ALUMINIUM



STRUCTURAL RESERVE BUOYANCY

Winning Yachts

Honger 1, McNaught Rd, Caboolture, Qld
Ph: 07 3428 0711 www.winningyachts.com.au

VESSEL:	6m SRB Workboat
TITLE:	GENERAL ARRANGEMENT
DWG No:	6SRB-100
DATE:	3/5/2009
SCALE:	
DRAWN:	MDW

MARK WILLIAMSON DESIGN
Consulting Naval Architects & Mechanical Engineers
48 Smeedgun St, Ashmore, Queensland 4214, Australia
Ph: 617 5597 3521 www.mwdesign.net.au

THIS DRAWING AND THE INFORMATION CONTAINED HEREON IS SUPPLIED ON THE UNDERSTANDING THAT IT IS THE EXCLUSIVE PROPERTY OF MARK WILLIAMSON DESIGN PTY. LTD. AND MUST NOT BE USED OR REPRODUCED IN WHOLE OR IN PART WITHOUT PERMISSION IN WRITING.

copyright ©